

Day 1: Your Fast Start — Build Once, Leverage Forever



Welcome to Your Shortcut

Today is about clarity, not chaos. Your marketing system is already built. Your lead capture tools are already live. The only thing left is to activate it — with intention.

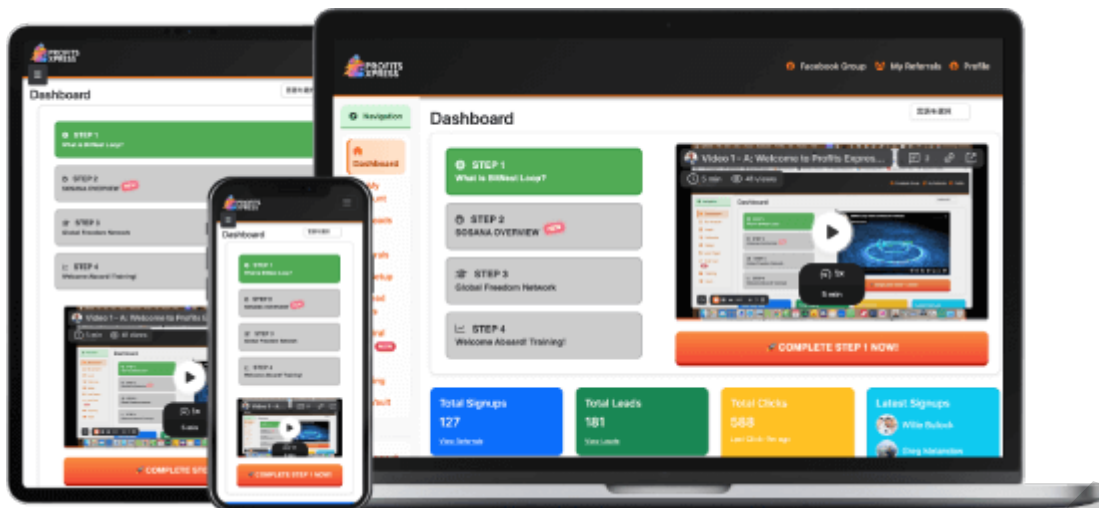
This isn't about grinding. It's about flipping a switch. In just minutes, you'll have a working funnel — branded, connected, and designed to promote you automatically.



Quick Insight: You don't need to be a tech expert. You just need a system that runs — with or without you.

What You'll Do Today

- ✔ [Register](#) or log into your ProfitsXpress account
- ✔ Complete your [dashboard steps](#) (join BitNest + SoSana)
- ✔ Add your programs and LeadsLeap ID



Day 2: Capture Leads Like a Pro



Leads = Leverage

Most people in affiliate marketing chase leads. Smart marketers attract them — with **capture pages** that are designed to convert and connect automatically.

ProfitsXpress gives you fully customizable, done-for-you lead capture pages that plug directly into your follow-up system. You don't need to build anything. You simply choose a style, connect it to your profile, and start sharing.




Quick Insight: A lead isn't just an email — it's a relationship in the making. Capture with intention.

Choose Your Lead Capture Style

Inside your dashboard, go to "Lead Capture Pages." There, you'll be able to:

- ✔ Browse ready-made layouts (basic, advanced, or power mode)
- ✔ Preview the templates before selecting
- ✔ Add your headline, subheadline, and button text
- ✔ Save your design and start sharing the link

 **Pro Tip:** Your capture page isn't just a form — it's your digital first impression. Keep it clear, bold, and curiosity-driven.

You now have a personal gateway that brings people into your ecosystem — where the follow-up and value delivery happens automatically.

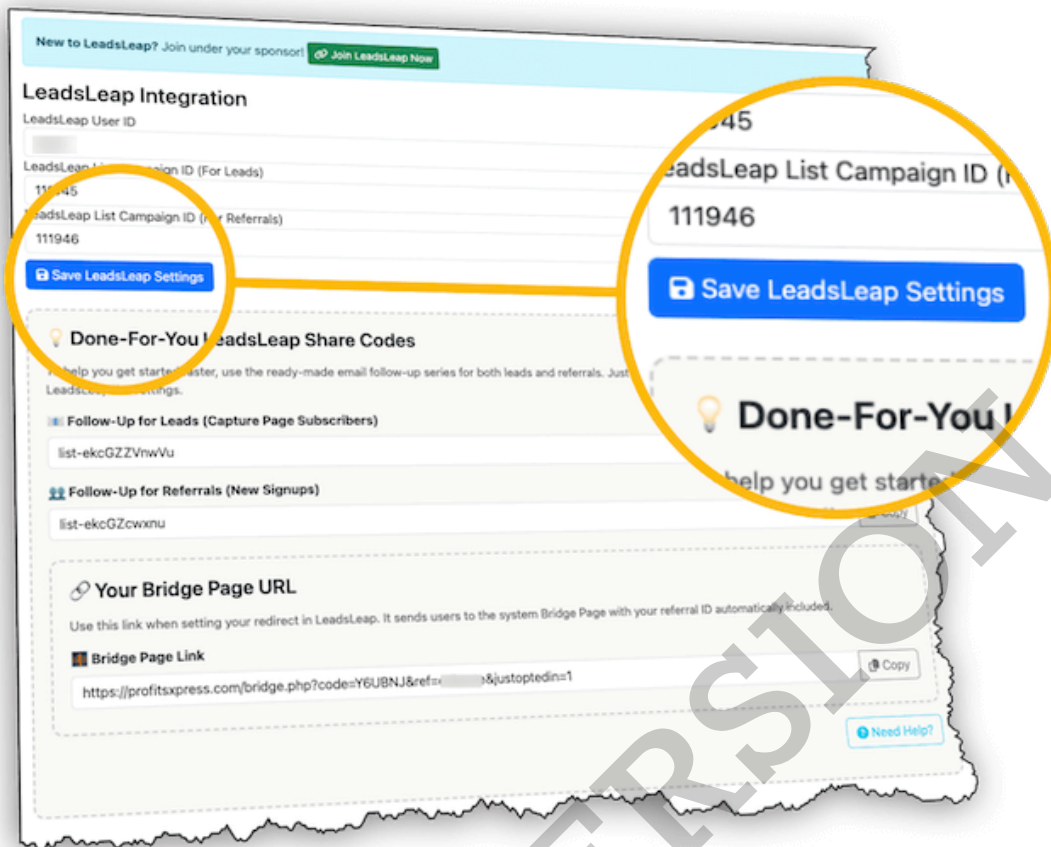
Your Action Today

Go into your ProfitsXpress dashboard and click “Create Lead Capture Page” or “Use Existing Template.”



SIGN UP NOW!

Day 3: Plug In Your Follow-Up



Why Leads Without Follow-Up = Lost Money

Capturing leads is only the beginning. Real results come from ****consistent follow-up**** — and most people give up before the follow-up even starts. Not you.

Your system is designed to follow up on autopilot. Once connected, every lead you collect is nurtured, educated, and invited to take action — even if you're offline.



Quick Insight: 80% of sales happen after 5+ touches. That's why autoresponders are your silent sales force.

Your Built-In Follow-Up Options

- ✔ **LeadsLeap Autoresponder:** Connect your list ID and our system sends your emails automatically.
- ✔ **2 Campaign Options:** One for your *leads*, one for your *referrals* who've signed up.
- ✔ **Upgrade Bonus:** If you're a LeadsLeap Pro member, your autoresponder works 100% hands-free.
- ✔ **Manual Option:** Even as a free member, you can copy/paste follow-up emails from our swipe vault.



Pro Tip: Upgrading to LeadsLeap Pro gives you hands-free automation — and another income stream when your team does the same.

Your Follow-Up Setup Instructions

In your ProfitsXpress dashboard:

- ✔ Click "Setup Help" to get your LeadsLeap instructions
- ✔ Add your LeadsLeap User ID and List IDs for both sequences
- ✔ Copy the Share Code (for Pro members) to auto-load your emails

Your Action Today

Set up your follow-up system now — it only takes 5-10 minutes:



Day 4: Get Traffic the Smart Way



No Traffic = No Results

You've built your funnel. Your follow-up is live. But none of it matters without **eyeballs** on your pages. Traffic is the fuel — and you don't need thousands of clicks to start seeing results.

In fact, most people make traffic harder than it needs to be. They post blindly, spam links, or run expensive ads without a plan. You're going to do it differently — with **targeted, trackable traffic** that compounds over time.



Quick Insight: A few high-quality clicks a day are better than 1,000 random ones. Focus on intent — not just numbers.

Where to Start Sending Traffic

- ✔ Post your capture page link on your personal Facebook timeline or profile bio
- ✔ Add your link to your TikTok, Instagram, or YouTube bio
- ✔ Use LeadsLeap's ad network (free or Pro) to run targeted traffic
- ✔ Start small with a solo ad or buy clicks from a trusted traffic source



Pro Tip: Your ProfitsXpress dashboard tracks your clicks and conversions. Watch what works — then do more of it.

Keep It Simple — Then Scale

Don't wait for perfect. Share your link daily — even if it's with just one person or one post. Small, consistent actions lead to momentum. Once you get traction, you can scale with paid ads or traffic tools.

The system tracks everything for you, so you'll always know what's working.

Your Action Today

Pick one method from the list above and get your link in front of real people. If you've already done that — do it again tomorrow. Consistency is what separates results from regret.



Day 5: Multiply with Content



Content That Gets Clicks

You've got a funnel that works. But to ****multiply your reach****, you need a way to stay visible, attract attention, and keep people curious — without turning into a full-time content machine.

That's where smart, simple content comes in. You don't need to "go viral." You just need to show up consistently with value, curiosity, or social proof — and always link back to your funnel.



Quick Insight: Content isn't about explaining. It's about creating curiosity — enough to get the click.

3 Simple Content Styles That Work

- ✔ **Personal Story:** "What I wish I knew before starting online..."
- ✔ **Quick Win Tip:** "Here's how I collect leads while I sleep."
- ✔ **Screenshot Proof:** A stat, a click count, a payment — no hype, just real.



Pro Tip: Always link your content to your capture page — not directly to an offer. Let the system warm them up.

Where to Post

You can use the same piece of content across multiple platforms — just copy, paste, and format as needed:

- ✔ Facebook (timeline, reels, groups, stories)
- ✔ TikTok or Instagram (bio + short reels)
- ✔ YouTube Shorts (30-60 second value videos)

Your Action Today

Choose one platform you're already on. Share one post today with your capture link included. Even if no one clicks today — you're building visibility and brand equity.



Day 6: Email Like a Pro

The screenshot shows an email series dashboard with the following data:

| Day | Subject | Status | Sent | Open |
|-----|--|--------|------|----------|
| 0 | You're In — Now Here's the First Step | active | 109 | 99 (91%) |
| 1 | Still thinking about this? This page explains everything. | active | 104 | 45 (43%) |
| 2 | Passive Income. No Team Needed. | active | 101 | 40 (40%) |
| 3 | Start with just \$10? Yes. But here's what I recommend... | active | 101 | 45 (45%) |
| 4 | How to get setup (even if you've never used MetaMask) | active | 98 | 58 (59%) |
| 5 | This is fully rebrandable. Build your own funnel in minutes. | active | 92 | 39 (42%) |
| 6 | Final reminder: Start small or go big. But | active | 91 | 32 (35%) |

Callouts highlight the subject line of Day 0 and the content of Day 1.

Turn Leads Into Relationships

Every lead you collect is a potential customer — but only if you stay connected. That's where **email marketing** comes in. It's personal. It's direct. And it works 24/7, even if you're asleep, working, or on vacation.

Inside ProfitsXpress, you've already linked your LeadsLeap autoresponder. Now, it's time to **make it personal**, **build trust**, and **trigger action** — without writing emails from scratch every day.



Quick Insight: The best emails are short, real, and relevant. Write like you talk — and link like a pro.

What to Send (Even If You're Not a Writer)

- ✔ Welcome message: "Hey, here's how this system works for you."
- ✔ Curiosity hook: "What happens when you do *this* for 30 days?"
- ✔ Value drop: "Here's a tool I use to promote passively (free)."
- ✔ Proof post: "Check this funnel result from yesterday ☐"



Pro Tip: Use personalization tags (like ~firstname~) in LeadsLeap emails to make each message feel one-on-one.

Swipe. Edit. Send.

Inside your vault, you'll find hundreds of customizable email templates grouped by category. Just open the **Email Swipe Library**, choose your message, edit a few tags, and send it out — or load it into your autoresponder as part of a drip sequence.

No need to reinvent the wheel. Just plug, personalize, and profit.

Your Action Today

Open the email library and send one message — either to your entire list or as a follow-up to a new lead. Keep it short. Add your link. Keep going.



Day 7: Rinse. Repeat. Grow.

You Now Have Leverage

If you've followed each step this week, you now have a powerful system that captures leads, follows up automatically, promotes multiple offers, and tracks your traffic — all while branding YOU.

And the best part? You can now spend your time ****doing the things that actually grow your business**** — content, connection, visibility — instead of building everything from scratch.



Quick Insight: Most people quit because they don't see results fast. You're different. You've got a system that gets better every day.

Your Growth Flywheel

From here on out, everything compounds. Here's your new rhythm:

- ✔ Drive traffic to your lead capture page daily (free or paid)
- ✔ Share valuable content — short, real, curiosity-driven

- ✔ Keep building your email list — and emailing weekly
- ✔ Encourage your referrals to plug into the same system



Pro Tip: Teach others to do exactly what you've just done. Duplication = scale.

You're Not Alone

The ProfitsXpress community is here to help you stay on track. Be active in the Facebook group. Ask questions. Share wins. Support your team. Stay plugged in.

You've already done the hard part — getting started. Now keep going.

Your Final Action

Set a simple routine: 30 minutes a day. Drive traffic. Share content. Check stats. Help your team. The system works when you do — and it multiplies when your team does too.



SIGN UP NOW!

This guide was shared with you by **Guest**
An independent marketer and proud user of the ProfitsXpress system.

Learn more or activate your own system at:
[ProfitsXpress](#)

This document is for educational and promotional purposes only. Individual results may vary. No income guarantees are made.